

English Activities – Complete the daily activities and then choose 2 other activities

Daily Activities	Read for 20 minutes each day	Tell someone about the book you have just read. After reading.	Spelling- Write words and then choose a spelling activity
	Write in your journal	Daily writing activity	Writing Grid – Pick 1 activity
	Jolly Phonics (online) https://vimeo.com/106231366	Alphabet	Tracing Activity
	Write a story – draft, edit and publish (This could take 2-3 days to complete)	Draw a character and label features	Tell someone about your favourite movie or book.

Keep a record in a book of activities done each day.

Maths Activities – Complete 2-3 activities per day. Can repeat an activity

Study ladder activity	Shopping Trolley Match up game	1-2 daily maths problems. Remember to ask for assistance when needed.
Worksheet	Colour Fun activity	An activity with a grown up eg. Cooking, making something or an interactive game (google: interactive maths games)
Number activity or Number of the day	1-2 Maths Word Problem cards	Free Choice

Keep a record in a book of activities done each day.

Other KLAS activities

<p>Mindfulness colouring activity</p>	<p>Spacecraft Design Task – Use the task provided to complete activity</p>	<p>Personal Coats of Arms Activity - Use the task provided to complete activity</p>
<p>Inquiry Task - Use the Inquiry task provided to complete activity</p>	<p>Students are to go outside and sketch what they can see. Students can then colour or paint. Do this activity again, however, get your child to focus on something different to draw.</p>	<p>Design your own Easter Egg</p>
<p>Go outside and play for 20 minutes a day</p>	<p>Research an important celebration or commemoration in Australia</p>	<p>All About My Family activity or Celebrating Achievements – Significant Indigenous Australians research task</p>

Keep a record in a book of activities done each day.

Spelling Activities – Choose a different activity every day.

<p style="text-align: center;">Washable Words</p> <p>Using a container of water and a paintbrush/finger, write each of your spelling words on some concrete. You can also do this with chalk.</p>	<p style="text-align: center;">Sentence Smart</p> <p>Write a sentence for each of your spelling words</p>	<p style="text-align: center;">Rhyming</p> <p>Write as many words as you can that rhyme with each of your spelling words.</p>
<p>Using grid paper, write out your spelling words. Put each sound in one box. Like this: Ch-ee-se</p>	<p style="text-align: center;">Typing</p> <p>Type your words on a computer/tablet</p>	<p style="text-align: center;">Rainbow writing</p> <p>Write your words in pencil and then write over your words in 3 different colours</p>
<p style="text-align: center;">Digging in the Dictionary</p> <p>Use a dictionary to find the definition and write a sentence for each of your spelling words</p>	<p style="text-align: center;">Word Search</p> <p>Create your own word search using all the words on your spelling list</p>	<p style="text-align: center;">Code breaker</p> <p>Use the code guide to make a code for each of your spelling words</p>

Homework - Pink Week 9 - Term 1

Reading Log- Read a book/chapter each night to an adult.

Day	Monday	Tuesday	Wednesday	Thursday
Book/ Chapter				
Adult Signature				

Spelling- Focus for the week – o, a

Write and say your words every day. Write 3 words into sentences, in your homework book.

Words	Monday	Tuesday	Wednesday	Thursday
<i>on</i>				
<i>not</i>				
<i>got</i>				

Mathematics – Complete Mathematics worksheet

StudyLadder – Optional – Students may use their log in to complete one Mathematics or English activity. StudyLadder website is www.studylander.com.au

Student user name and password is attached.

Day	English / Mathematics	Activity

Homework - Pink Week 10 - Term 1

Reading Log- Read a book/chapter each night to an adult.

Day	Monday	Tuesday	Wednesday	Thursday
Book/ Chapter				
Adult Signature				

Spelling- Focus for the week – g, gg

Write and say your words every day. Write 3 words into sentences, in your homework book.

Words	Monday	Tuesday	Wednesday	Thursday
big				
get				
girl				

Mathematics – Complete Mathematics worksheet

StudyLadder – Optional – Students may use their log in to complete one Mathematics or English activity. StudyLadder website is www.studyLadder.com.au

Student user name and password is attached.

Day	English / Mathematics	Activity

Homework - Pink Week 11 - Term 1

Reading Log- Read a book/chapter each night to an adult.

Day	Monday	Tuesday	Wednesday	Thursday
Book/ Chapter				
Adult Signature				

Spelling- Focus for the week –

Write and say your words every day. Write 3 words into sentences, in your homework book.

Words	Monday	Tuesday	Wednesday	Thursday
up				
but				
us				

Mathematics – Complete Mathematics worksheet

StudyLadder – Optional – Students may use their log in to complete one Mathematics or English activity. StudyLadder website is www.studyLadder.com.au
Student user name and password is attached.

Day	English / Mathematics	Activity

Homework - Blue

Week 9 - Term 1

Reading Log- Read a book/chapter each night to an adult.

Day	Monday	Tuesday	Wednesday	Thursday
Book/ Chapter				
Adult Signature				

Spelling- Focus for the week – o, a

Write and say your words every day. Write 3 words into sentences, in your homework book.

Words	Monday	Tuesday	Wednesday	Thursday
stop				
gone				
was				
what				
often				

Mathematics – Complete Mathematics worksheet

StudyLadder – Optional – Students may use their log in to complete one Mathematics or English activity. StudyLadder website is www.studyLadder.com.au
 Student user name and password is attached.

Day	English / Mathematics	Activity

Homework - Blue

Week 10 - Term 1

Reading Log- Read a book/chapter each night to an adult.

Day	Monday	Tuesday	Wednesday	Thursday
Book/ Chapter				
Adult Signature				

Spelling- Focus for the week – g, gg

Write and say your words every day. Write 3 words into sentences, in your homework book.

Words	Monday	Tuesday	Wednesday	Thursday
go				
goes				
gave				
give				
begged				

Mathematics – Complete Mathematics worksheet

StudyLadder – Optional – Students may use their log in to complete one Mathematics or English activity. StudyLadder website is www.study ladder.com.au
 Student user name and password is attached.

Day	English / Mathematics	Activity

Homework - Blue Week 11 - Term 1

Reading Log- Read a book/chapter each night to an adult.

Day	Monday	Tuesday	Wednesday	Thursday	Book/ Chapter	Adult Signature

Spelling- Focus for the week – u, o

Write and say your words every day. Write 3 words into sentences, in your homework book.

Words	Monday	Tuesday	Wednesday	Thursday	must	much	rush	done	lunch

Mathematics – Complete Mathematics worksheet

Studylander – Optional – Students may use their log in to complete one Mathematics or English activity. Studylander website is www.studylander.com.au
Student user name and password is attached.

Day	English / Mathematics	Activity

Reading Activities – Multiple Intelligences (A)

Logical - Mathematical	Verbal - Linguistic	Interpersonal	Intrapersonal	Naturalist	Visual – Spatial	Musical – Rhythmic and Harmonic	Bodily - Kinaesthetic
Construct a timeline relating to events in the text.	Retell an interesting part of the text in your own words.	In a group, make a list of the five most important parts in the text.	Explain in a diary entry how the text makes you feel.	Draw a landscape/animal/ plant described in the text.	Make a collage using images, words, topics from the text.	Make a playlist for the text – assign songs that would suit the different parts in your text.	Write and present a play or skit about the text.
Draw a plan/map to scale relating to a room or scene in the text.	Write a newspaper article about a topic from the text.	Conduct an interview with another person who has read the text. Use the questions you asked to write a magazine article.	Make a mind map about yourself in relation to the topic/characters in the text.	Find photos from magazines of scenes that could be in the text. Write a description about how they are related.	Design a bookmark about the text. Include the title, author and a summary of the text. Decorate it with pictures about the text.	Choose a passage from the text. Read aloud and make sound effects with different objects.	Act out a section of the text – do what the character would be doing.
Design a survey and graph the results relating to an issue in the text.	Write a radio advertisement for the text telling people why they should read it.	Plan a pamphlet to promote reading. Mention the text as a good book for students to read.	Make some predictions about what types of books students will read in the future.	Draw and write attributes for an animal that could be found in the text.	Draw and label a map of one of the areas, rooms or landscapes in your text.	Make up a song about the text.	Make a model of one of the characters from the text.
Create a code relating to the text. Use numbers or design your own symbols to represent the letters.	Make a list of words relating to the text using all of the letters from A-Z.	Write a biography about one of the characters. Mention personal qualities, achievements, challenges etc.	List positive information or interactions between characters in the text.	Create a manual about how to care for/live with one of the plants/animals in the text.	Design a new front cover for the text. Make it visually appealing and related to the text.	Make a list of the music genres each of the main characters would like. Decide who their favourite artist would be and why.	Use your face to create some of the emotions portrayed by characters. Take pictures and label the emotions.


Writing Grid



What is the difference between city life and country life?	"Land Ahoy!" yelled the bearded pirate as the...	What is your favourite sport to watch? Write about that sport and its athletes.	If you had to show a new student at your school around, where would you take them and why?
I was on safari and a giant tiger...	You are going to create your own 'hide out / cubbyhouse' inside. Draw a picture and describe what you have used.	Invent a monster and describe it. Describe its features and habitat.	Do you think it is important to have outside time? Why/why not?
What is your favourite time of the day? Why?	What is your favourite activity to do outside?	What do you want to be when you grow up?	Who is your hero? Why?
What do you think makes a good friend?	Do you like going to the beach? Why/why not?	It is cruel to keep animals locked in enclosures at zoos. Do you agree or disagree? Why?	Suddenly in a puff of smoke a dragon appeared...
If toys could talk what would they say?	A special birthday for me is...	Why do you think it is important to have a team captain in a sports team?	The perfect place in the whole world is...


Name: _____ Date: _____

Colour the pictures that begin with a short 'a' sound.




Name: _____ Date: _____

Colour the pictures that begin with a 'b' sound.



Name: _____ Date: _____

Colour the pictures that begin with a hard 'c' sound.




Name: _____ Date: _____

Colour the pictures that begin with a 'd' sound.




Name: _____ Date: _____

Colour the pictures that begin with a short 'e' sound.



Name: _____ Date: _____

Colour the pictures that begin with an 'f' sound.




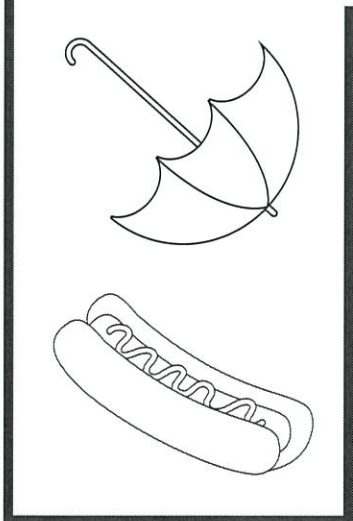
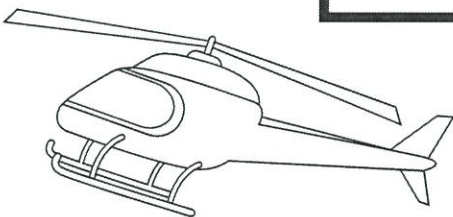

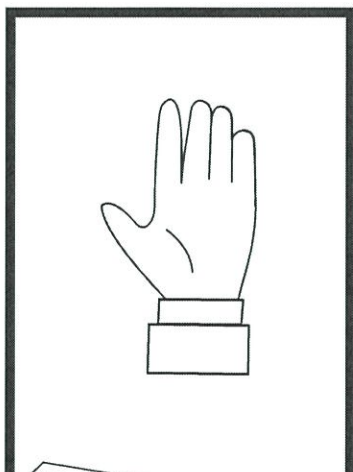
Name: _____ Date: _____

Colour the pictures that begin with a hard 'g' sound.




Name: _____ Date: _____

Colour the pictures that begin with an 'h' sound.




Name: _____ Date: _____

Colour the pictures that begin with a short 'i' sound.




Name: _____ Date: _____

Colour the pictures that begin with a 'j' sound.




Name: _____ Date: _____

Colour the pictures that begin with a 'k' sound.



Name: _____ Date: _____

Colour the pictures that begin with an 'l' sound.




Name: _____ Date: _____

Colour the pictures that begin with an 'm' sound.




Name: _____ Date: _____

Colour the pictures that begin with an 'n' sound.




Name: _____ Date: _____

Colour the pictures that begin with a short 'o' sound.




Name: _____ Date: _____

Colour the pictures that begin with a 'p' sound.




Name: _____ Date: _____

Colour the pictures that begin with a 'q' sound.




Name: _____ Date: _____

Colour the pictures that begin with an 'r' sound.




Name: _____ Date: _____

Colour the pictures that begin with a 's' sound.



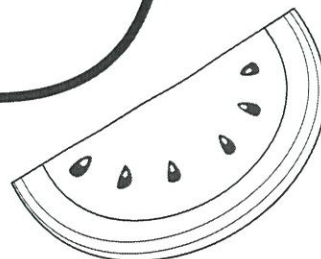

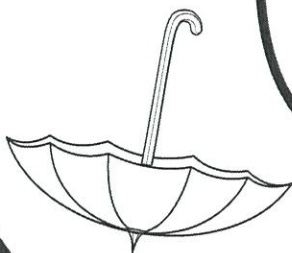
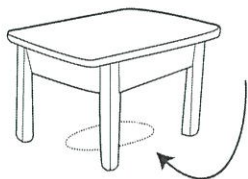
Name: _____ Date: _____

Colour the pictures that begin with a 't' sound.



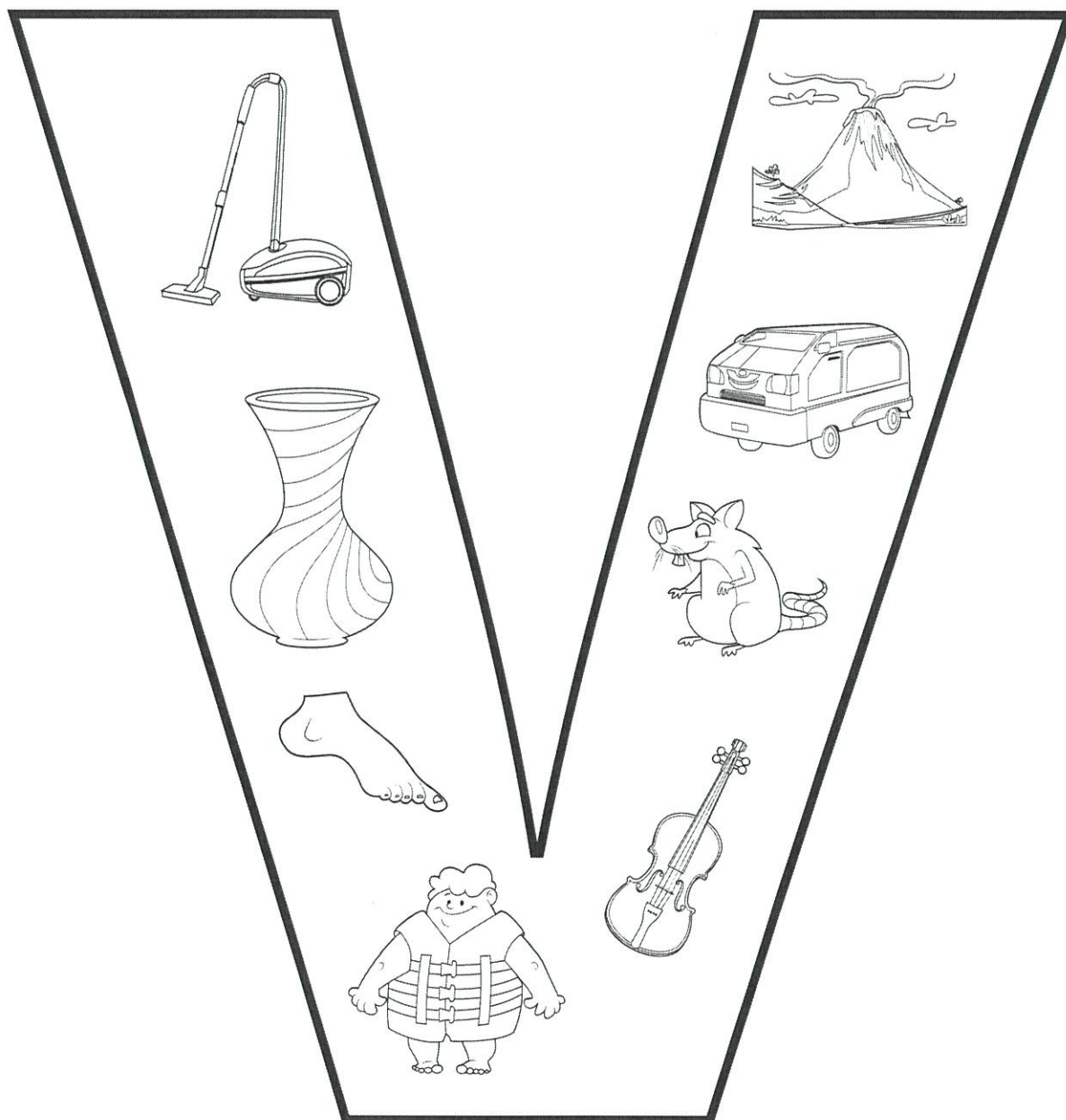
Name: _____ Date: _____

Colour the pictures that begin with a short 'u' sound.




Name: _____ Date: _____

Colour the pictures that begin with a 'v' sound.




Name: _____ Date: _____

Colour the pictures that begin with a 'w' sound.



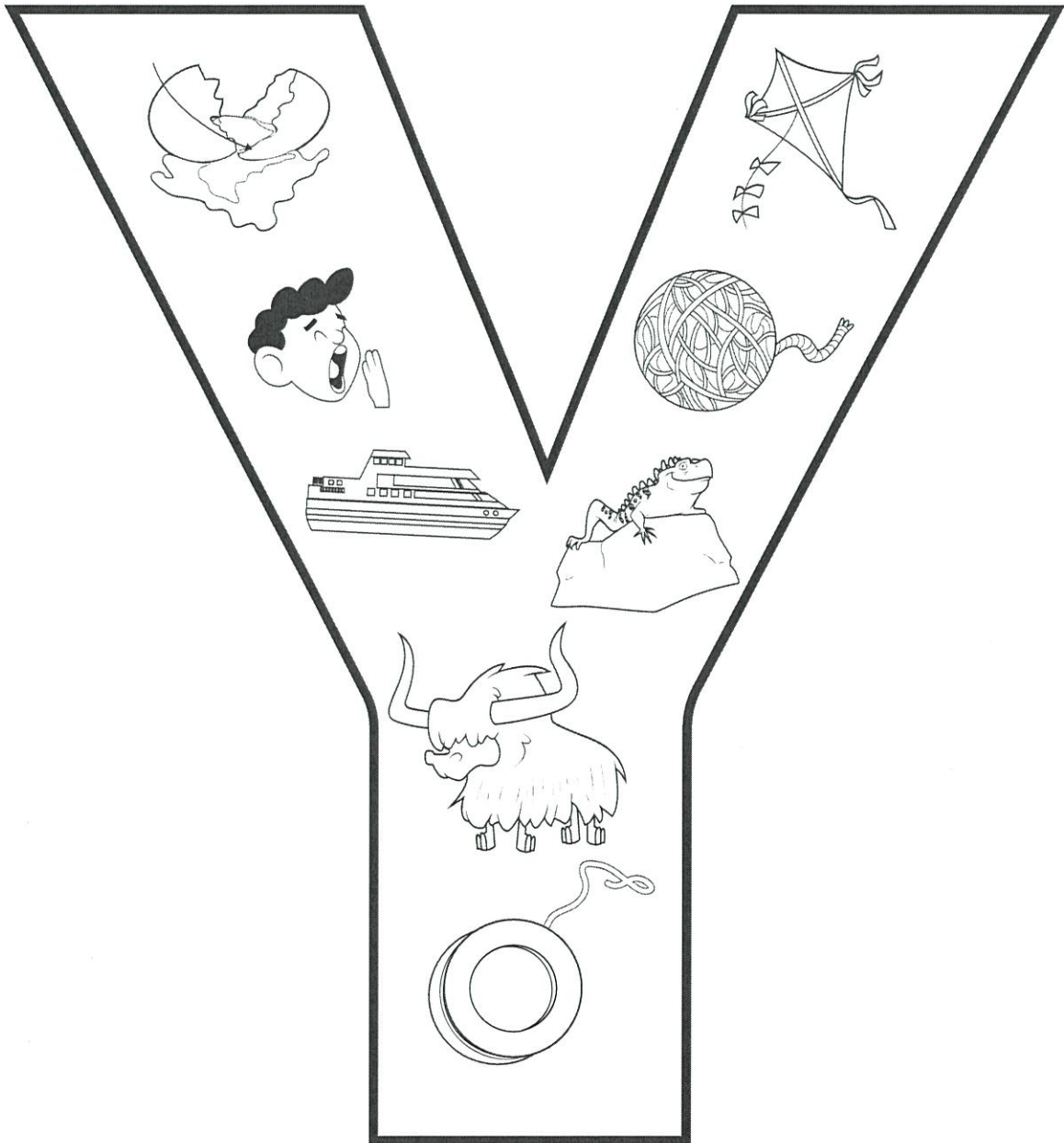
Name: _____ Date: _____

Colour the pictures that end with a 'x' sound.




Name: _____ Date: _____

Colour the pictures that begin with a 'y' sound.

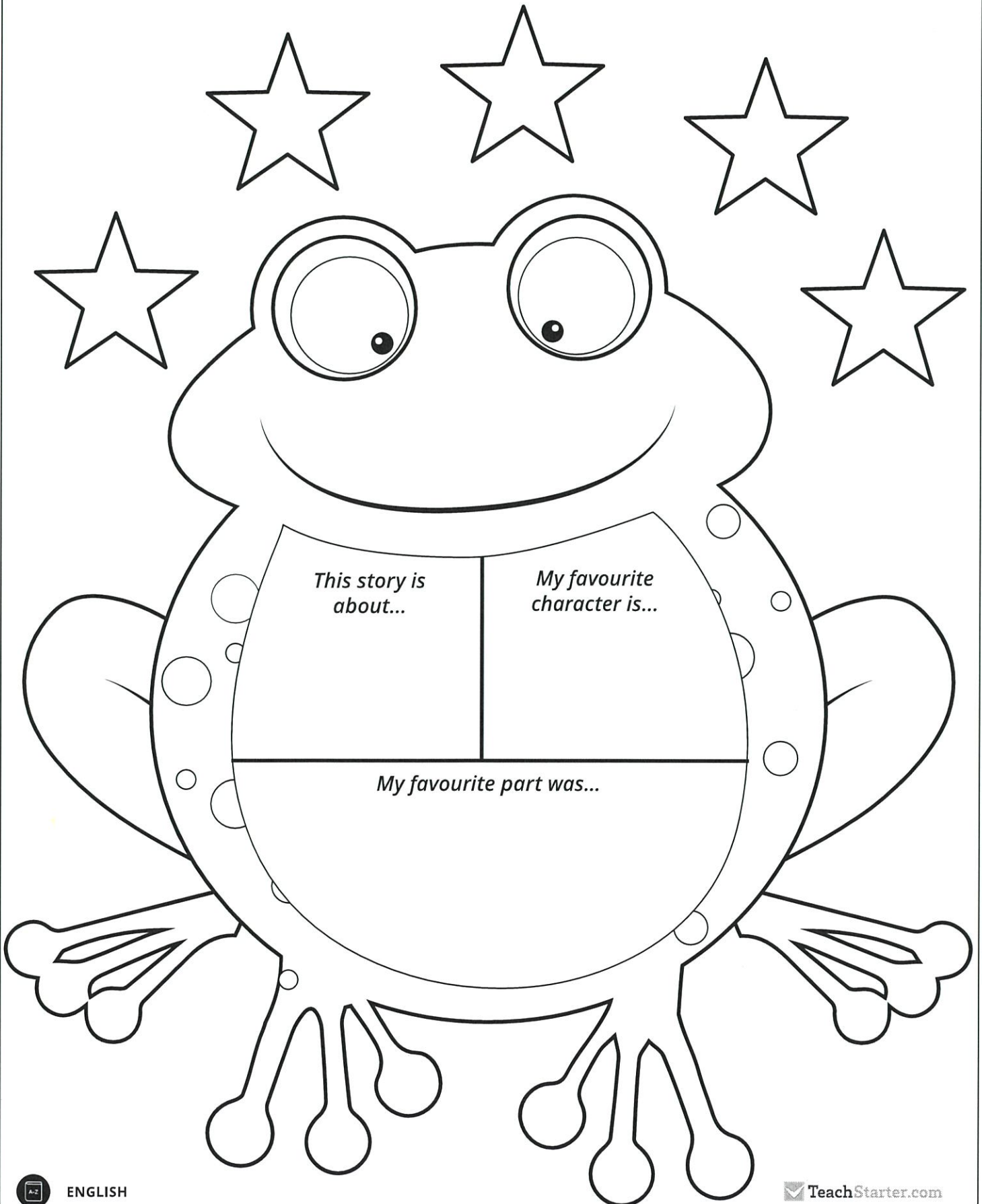


Name: _____ Date: _____

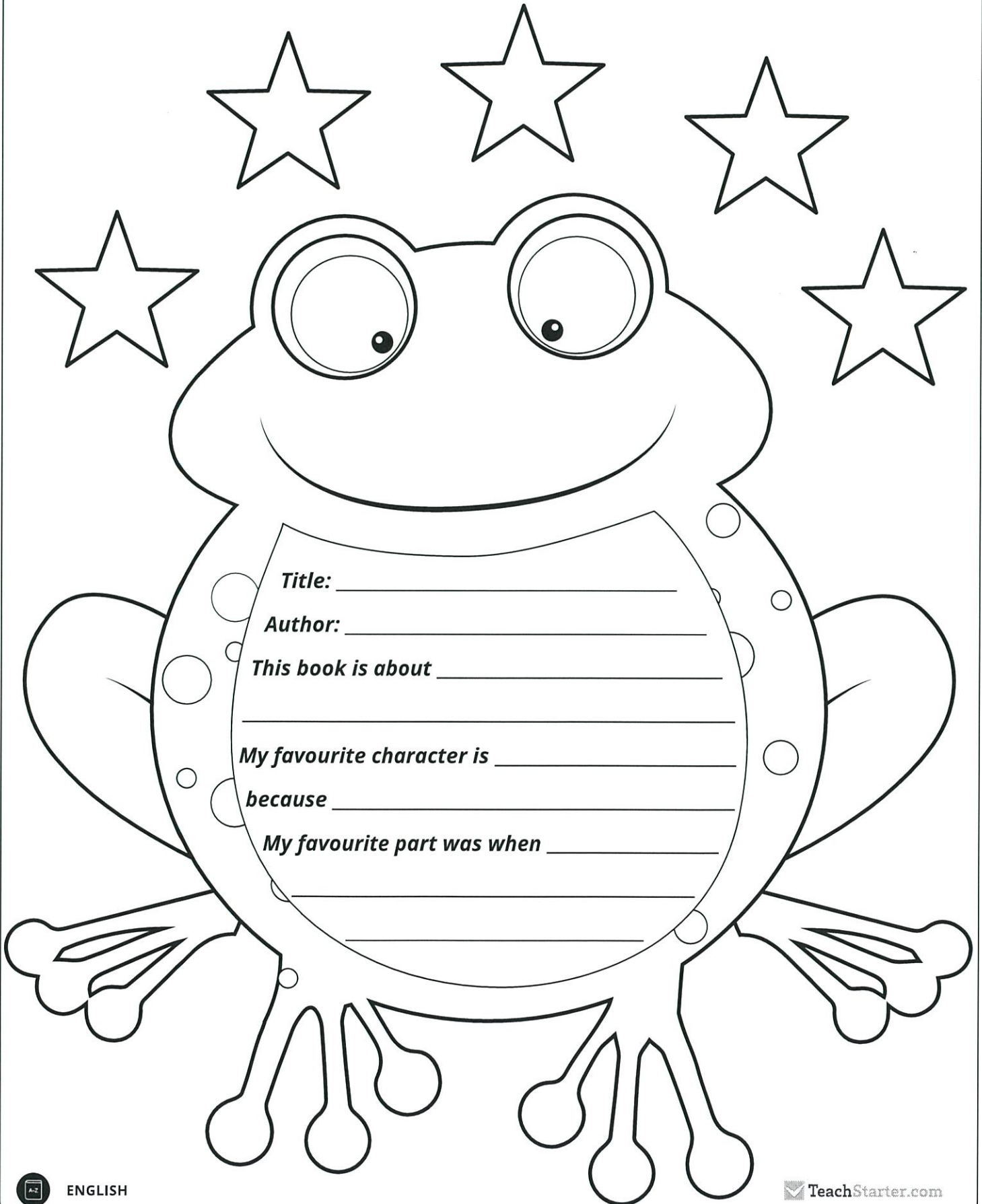
Colour the pictures that begin with a 'z' sound.




My Book Report for





My Book Report





My Book Report for




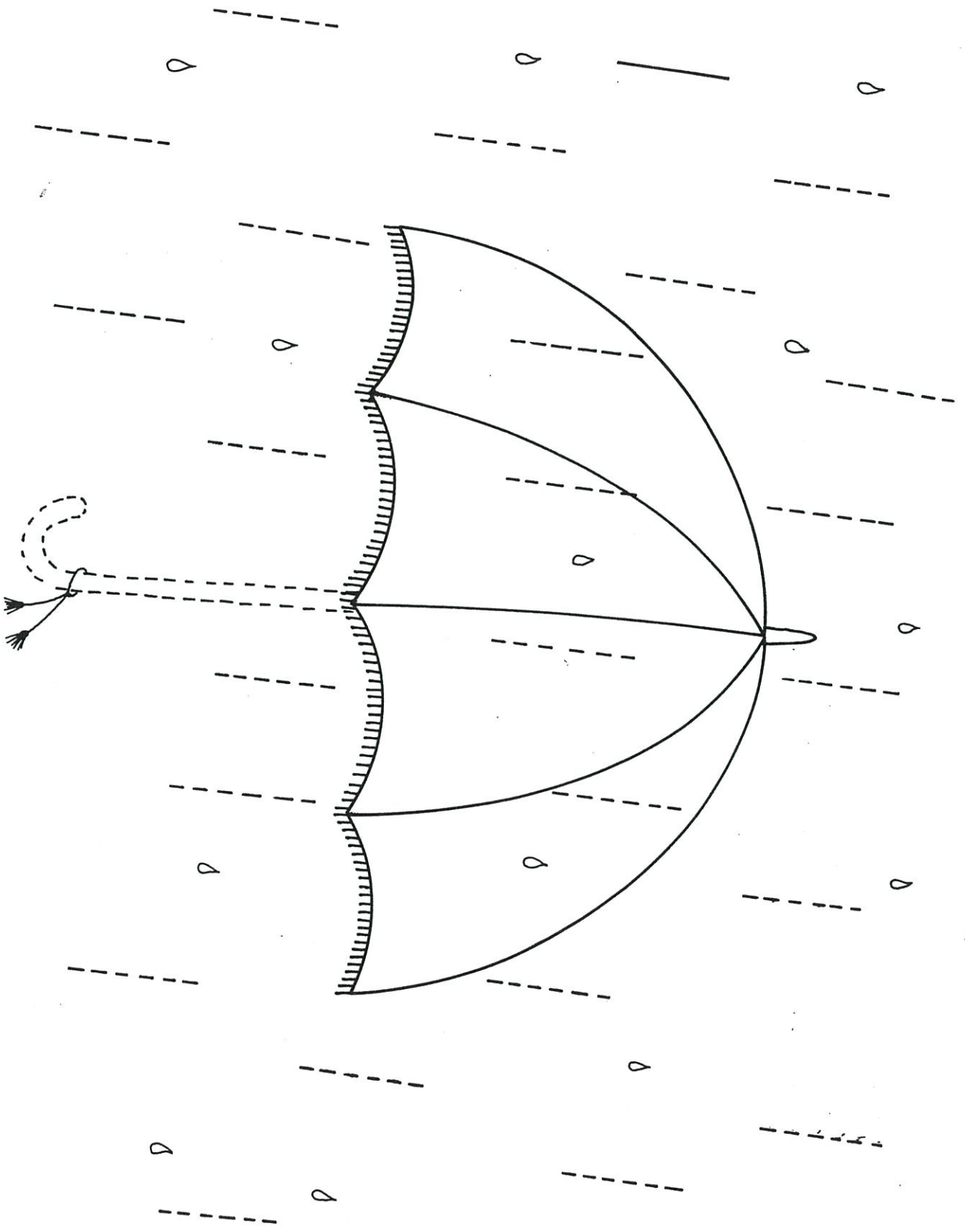








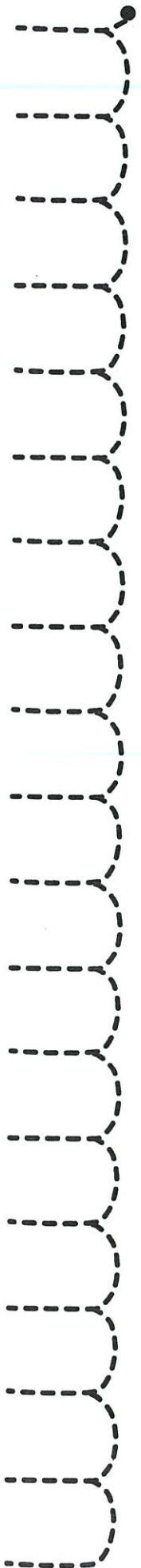





Making wavy lines (m)

Name: _____

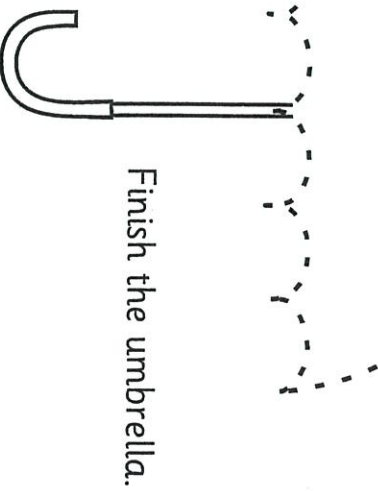

Trace over the line with 3 different colour pencils.



Trace over the rope for the monkeys to swing from.



Trace over the m sounds.



Finish the umbrella.

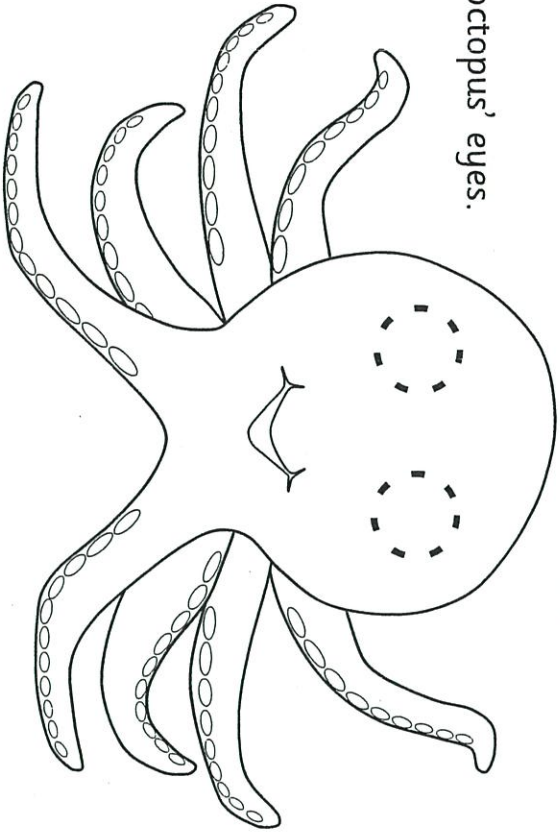
Making circles (o)

Name: _____

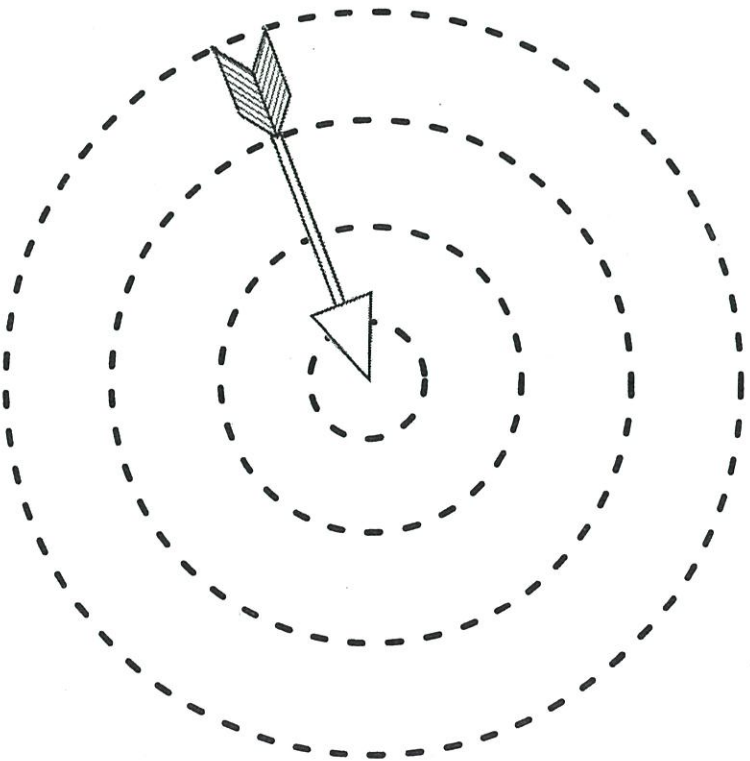
Trace over the circles with pencil.



Finish the octopus' eyes.



Trace over the o sounds.



Trace over the target.


Making zigzag lines (w)

Name: _____


Trace over the line with 3 different colour pencils.



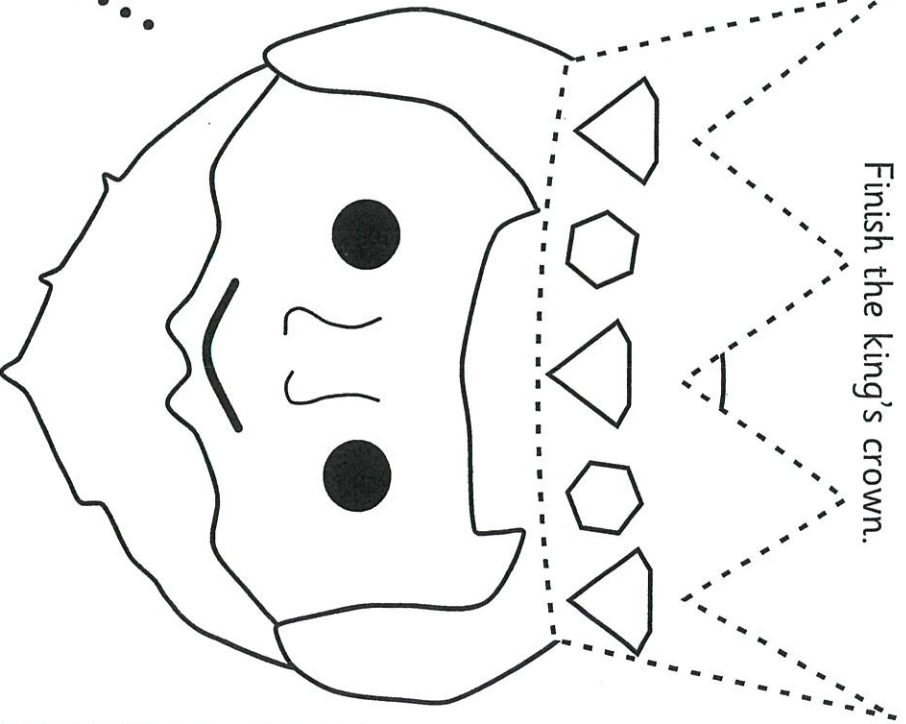
Trace over the magic lines coming from the wand.



Trace over the w sounds.



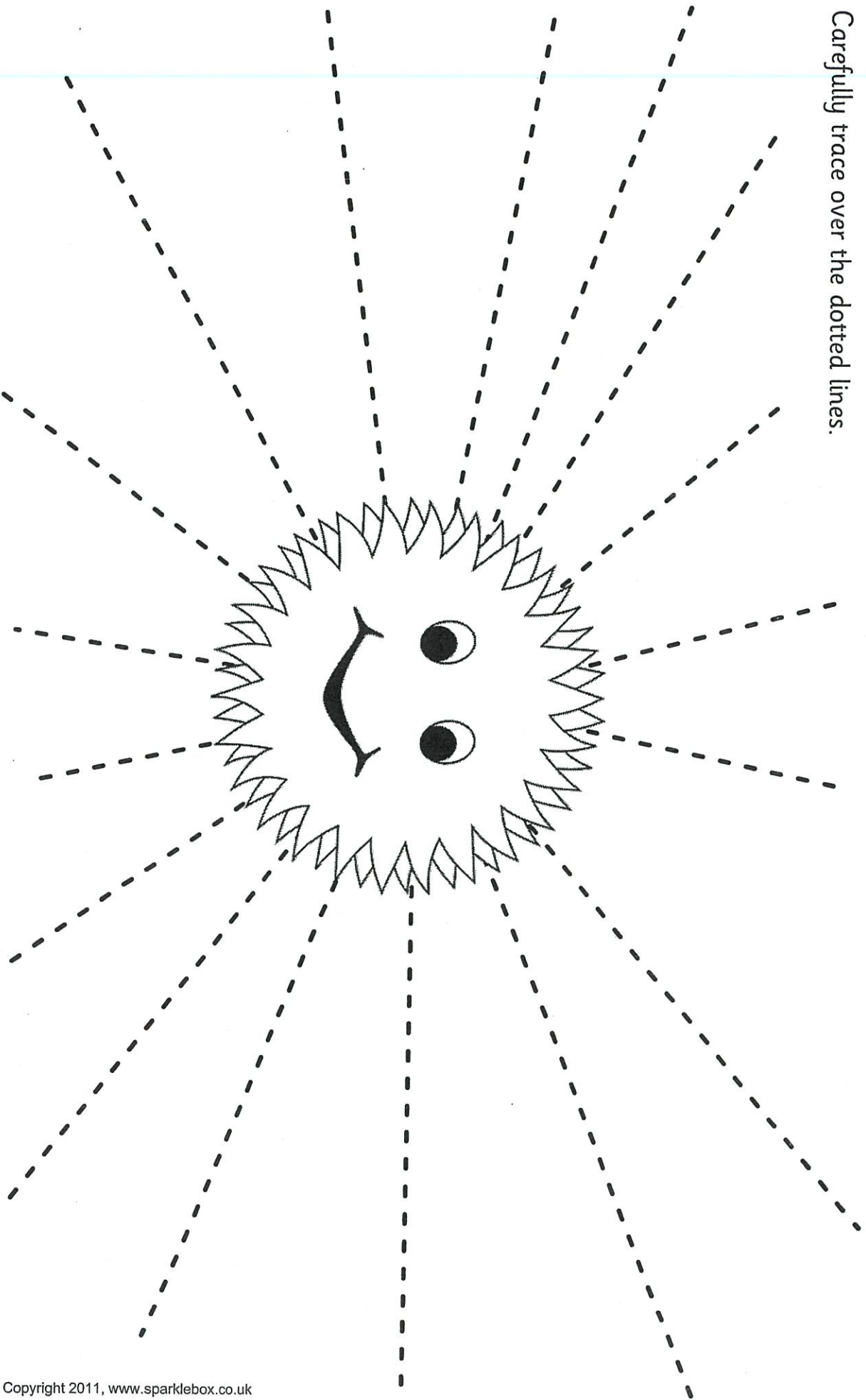
Finish the king's crown.



Pencil control 10



Name: _____

Carefully trace over the dotted lines.



Pencil control 4 Name: _____


Carefully trace over the dotted lines.



Making swirls (e)


Name: _____

Trace over the line with 3 different colour pencils.

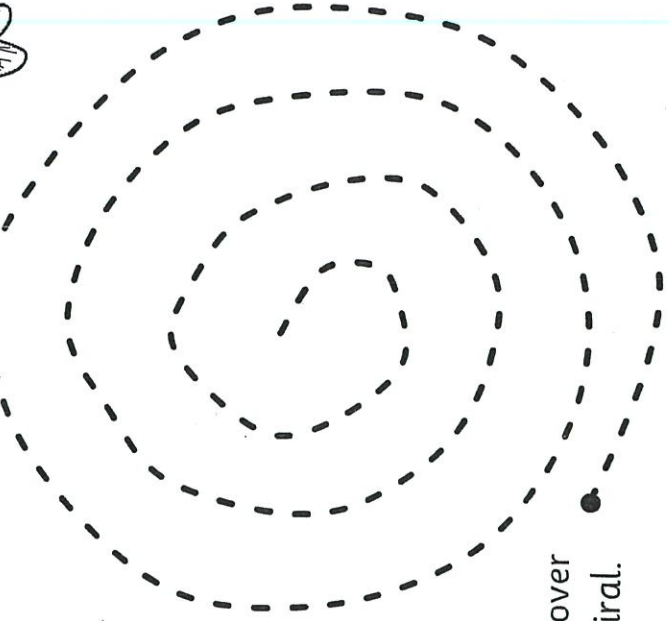


Trace over the line to show where the bee has flown.

Trace over the **e** sounds.



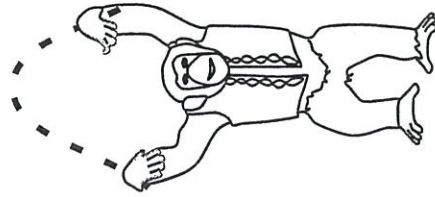

Trace over
the spiral.



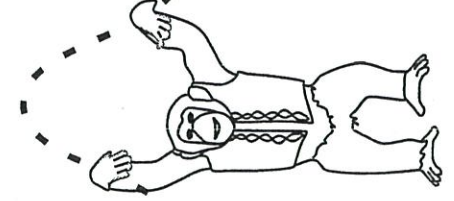
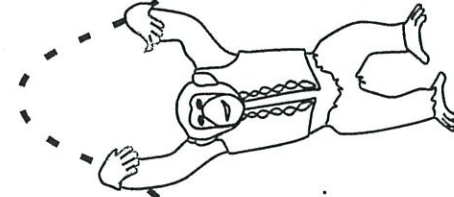
Making wavy lines (m)

Name: _____

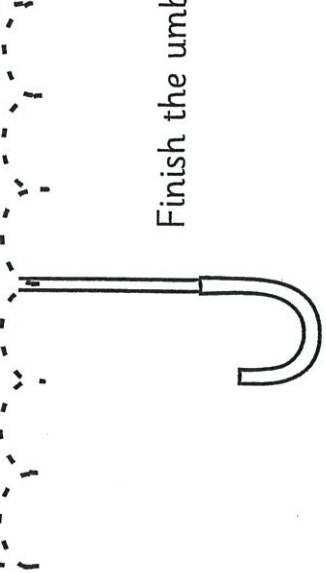

Trace over the line with 3 different colour pencils.



Trace over the rope for the monkeys to swing from.



Trace over the **m** sounds.



Finish the umbrella.

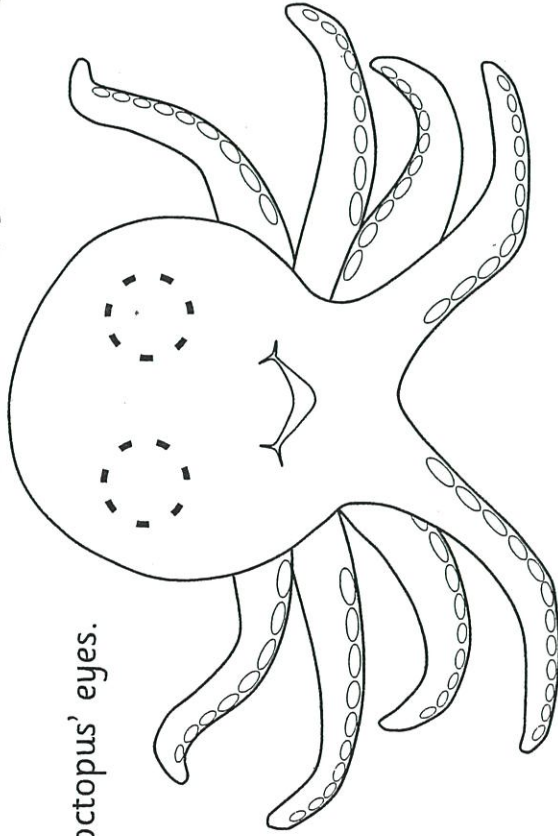
Making circles (o)

Name: _____

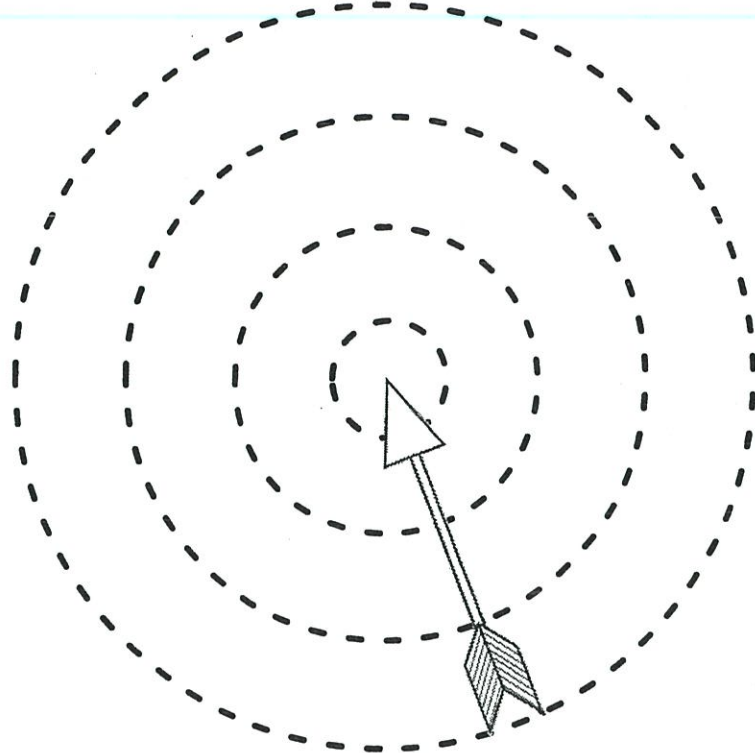

Trace over the circles with pencil.



Finish the octopus' eyes.



Trace over the o sounds.

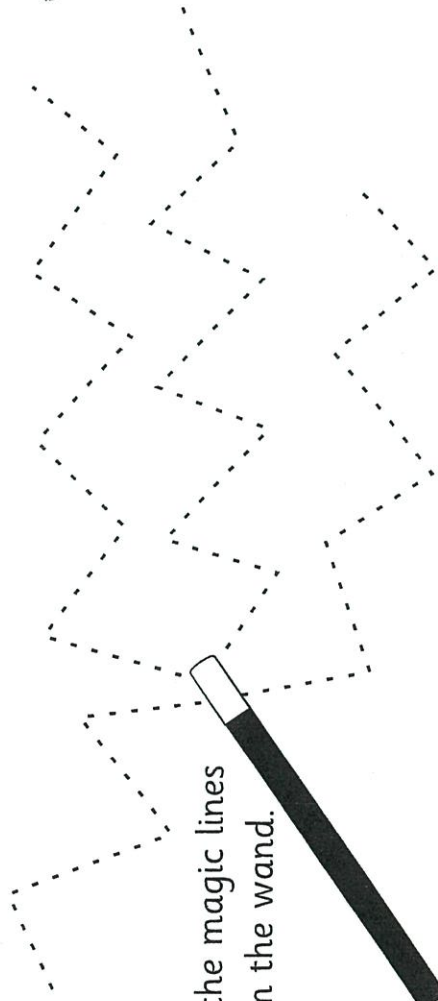


Trace over the target.

Making zigzag lines (w)

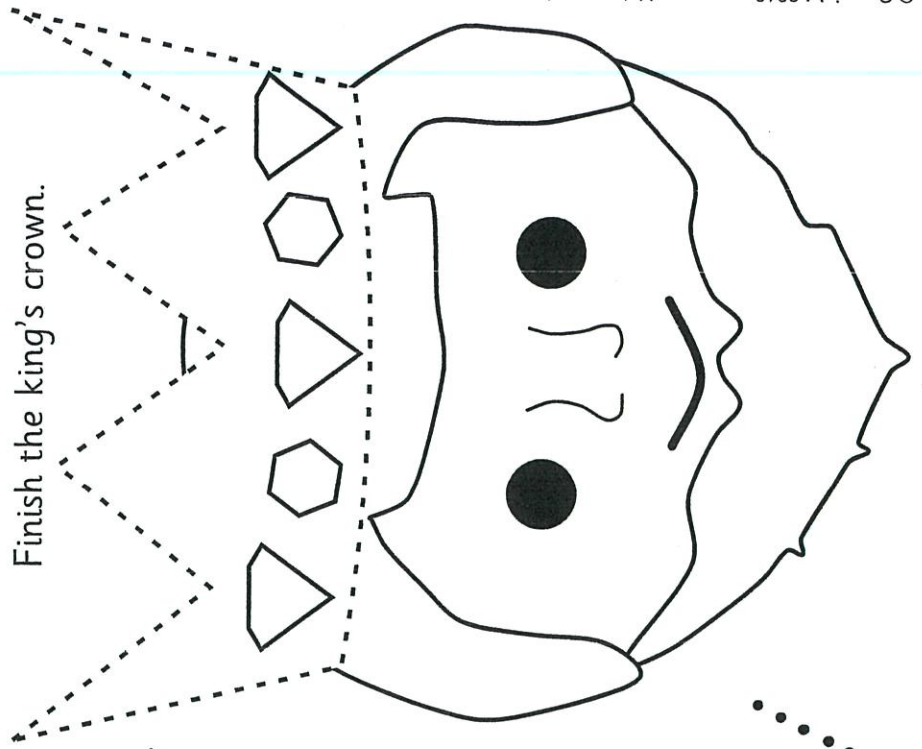
Name: _____

Trace over the line with 3 different colour pencils.




Trace over the magic lines coming from the wand.

Finish the king's crown.

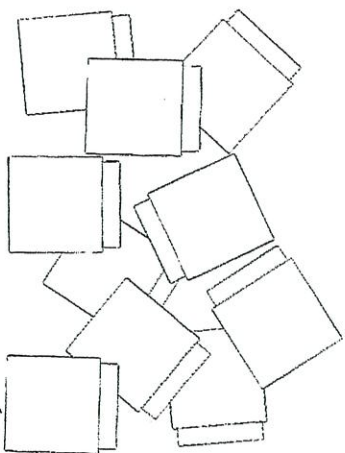


Trace over the w sounds.



Connecting cube patterns


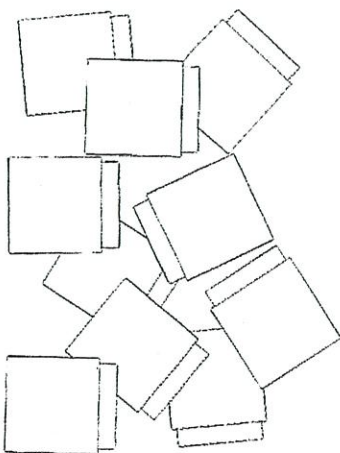
Can you make and carry on this pattern?



© Copyright 2012, www.sparklebox.co.uk

Connecting cube patterns


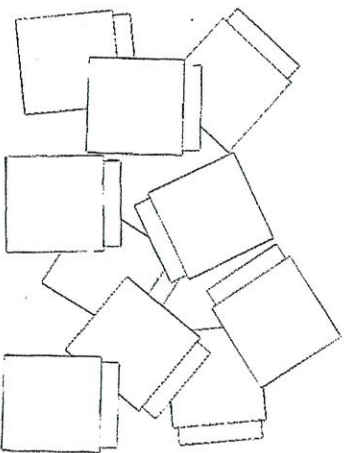
Can you make and carry on this pattern?



© Copyright 2012, www.sparklebox.co.uk

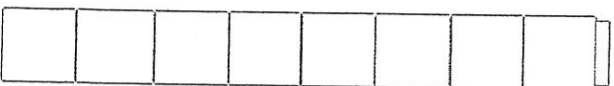
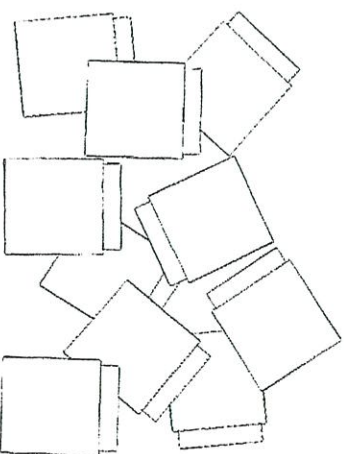
Connecting cube patterns

Can you make and carry on this pattern?



Connecting cube patterns


Can you make and carry on this pattern?





Pencil control 10

Name: _____

Carefully trace over the dotted lines.






**Make a List of all
the food
you know...**

Week 8







Make a List of all
the boy's names
you know...

Week 9





**Make a List of all the
things in the classroom
you know...**

Week 10

You have three
minutes to
describe what
you see.



You have three
minutes to
describe what
you see.




You have three
minutes to
describe what
you see.



Week 8




Do you like
summer or
winter the
best?
Why?



I like _____ the best because...

Week 9



Do you like
scooters or
bikes the
best?
Why?



I like _____ the best because...

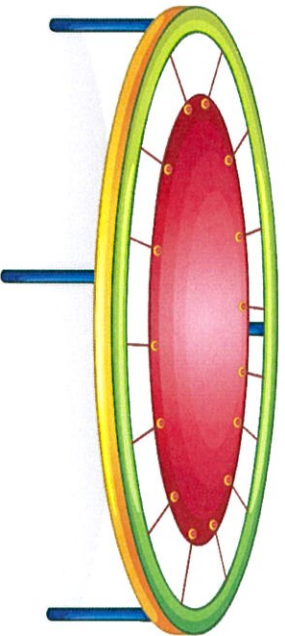
Week 10

Do you like
school or
holidays the
best?
Why?




I like _____ the best because...






What is it?
How does it work?




What is it?
How does it work?






What is it?
How does it work?





Hop on in!
Let's go!



You get invited on a
seven day trip with
a kangaroo.
Where will you go
each day and what
will you do?



Here is your new pet.
What is its name?
What do you do with it?



You ROCK!
Make a list of
questions that you
would ask your
favourite star.



Hundreds Board

Mystery Picture No. _____

1	2	3	4	5	6	7	8	9	10
11	12	13	14	15	16	17	18	19	20
21	22	23	24	25	26	27	28	29	30
31	32	33	34	35	36	37	38	39	40
41	42	43	44	45	46	47	48	49	50
51	52	53	54	55	56	57	58	59	60
61	62	63	64	65	66	67	68	69	70
71	72	73	74	75	76	77	78	79	80
81	82	83	84	85	86	87	88	89	90
91	92	93	94	95	96	97	98	99	100

Hundreds Board

Mystery Picture No. _____

Mystery Picture 1

Green: 65, 66, 73, 74, 75, 76, 77, 78, 84, 85, 86, 87, 95, 96

Yellow: 25, 26, 35, 36

Pink: 4, 5, 6, 7, 13, 14, 15, 16, 17, 18, 22, 23, 24, 27, 28, 29, 32, 33, 34, 37, 38, 39, 43, 44, 45, 46, 47, 48, 54, 55, 56, 57



Mystery Picture 2

Purple: 65, 66, 75, 76

Orange: 33, 34, 35, 36, 37, 38, 42, 43, 48, 49, 52, 59, 62, 69, 72, 79, 82, 89

Blue: 1, 2, 3, 4, 5, 6, 7, 8, 9, 10, 11, 12, 19, 20, 21, 30, 85, 86, 91, 92, 93, 94, 95, 96, 97, 98, 99, 100

Green: 55, 56, 64, 67, 74, 77, 84, 87

Red: 13, 14, 15, 16, 17, 18, 22, 23, 24, 25, 26, 27, 28, 29, 31, 32, 39, 40, 41, 50, 51, 60, 61, 70, 71, 80, 81, 90

Yellow: 44, 45, 46, 47, 53, 54, 57, 58, 63, 68, 73, 78, 83, 88



Mystery Picture 3

Black: 26, 27, 36, 37, 54, 55, 58, 59, 64, 65, 68, 69, 83, 89

Green: 81, 82, 84, 85, 86, 87, 88, 90, 91, 92, 93, 94, 95, 96, 97, 98, 99, 100

Blue: 1, 2, 3, 4, 5, 6, 7, 8, 9, 10, 11, 12, 13, 14, 19, 20, 21, 22, 23, 30, 31, 32, 71

Red: 15, 16, 17, 18, 24, 25, 28, 29, 33, 34, 35, 38, 39, 40, 44, 45, 46, 47, 48, 49, 50, 56, 57, 60, 66, 67, 70, 72, 73, 74, 75, 76, 77, 78, 79, 80

Add eyes, antennae and a smile to the picture.



Mystery Picture 4

Red: 2, 9, 12, 14, 17, 19, 21, 22, 23, 28, 29, 30, 31, 40, 41, 50, 51, 52, 53, 54, 55, 56, 57, 58, 59, 60, 63, 64, 65, 66, 67, 68, 73, 74, 75, 76, 77, 78, 83, 84, 85, 86, 87, 88, 92, 94, 97, 99

Black: 44, 48

Blue: 1, 3, 4, 5, 6, 7, 8, 10, 11, 13, 15, 16, 18, 20, 24, 25, 26, 27, 32, 35, 36, 39, 42, 45, 46, 49, 61, 62, 69, 70, 71, 72, 79, 80, 81, 82, 89, 90, 91, 93, 95, 96, 98, 100

Add a smile to the picture.



Mystery Picture 5

Black: 24, 27

Blue: 1, 2, 3, 4, 5, 6, 7, 8, 9, 10, 11, 12, 15, 16, 19, 20, 21, 22, 25, 26, 29, 30, 31, 32, 39, 40, 41, 50, 51, 52, 59, 60, 81, 90, 91, 92, 95, 96, 99, 100

Green: 33, 34, 35, 36, 37, 38, 42, 43, 44, 45, 46, 47, 48, 49, 53, 54, 55, 56, 57, 58, 61, 62, 63, 64, 65, 66, 67, 68, 69, 70, 71, 72, 73, 74, 75, 76, 77, 78, 79, 80, 82, 83, 84, 85, 86, 87, 88, 89, 93, 94, 97, 98

Add a smile to the picture.



Mystery Picture 6

Black: 34, 37, 63, 68, 74, 75, 76, 77

Yellow: 4, 5, 6, 7, 13, 14, 15, 16, 17, 18, 22, 23, 24, 25, 26, 27, 28, 29, 31, 32, 33, 35, 36, 38, 39, 40, 41, 42, 43, 44, 45, 46, 47, 48, 49, 50, 51, 52, 53, 54, 55, 56, 57, 58, 59, 60, 61, 62, 64, 65, 66, 67, 69, 70, 72, 73, 78, 79, 83, 84, 85, 86, 87, 88, 94, 95, 96, 97

